

LED ERA 212

LED ERA 212LR



Cinema LED screen speaker

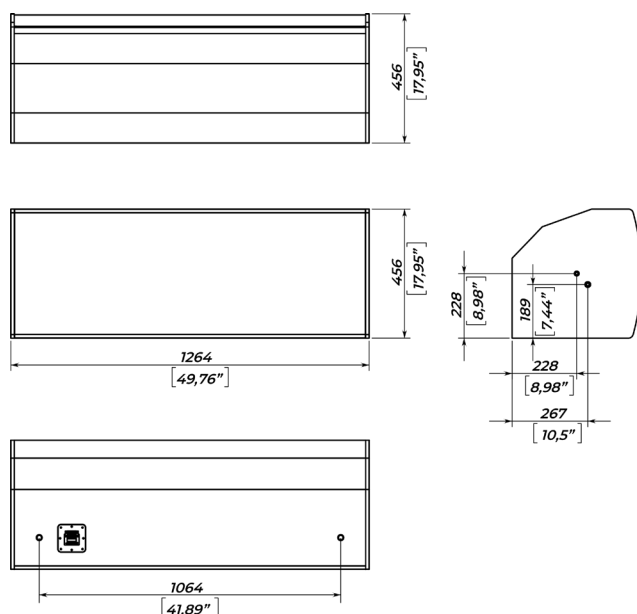
The LED ERA 212 introduces a new era for cinemas aspiring to elevate to the premium class through groundbreaking LED screen technology. It delivers precise sound control essential to meet the demands of next-generation visual technologies.

Perfectly suited for placement atop the screen horizontally or on its sides vertically, the LED ERA 212 features a convertible Mid-High section that can be rotated to achieve optimal coverage regardless of its orientation in the room.

The LED ERA 212 features a distinctive mid-high frequency section that offers flexibility, with different versions to suit vertical or horizontal speaker configurations. Moreover, different asymmetrical coverage versions are available, covering different optimal dispersions of C, LC, RC, L, and R speakers, and screen top or screen bottom positioning.



DIMENSIONS



SPECIFICATIONS

Frequency response (-6 dB)	40 - 18000 Hz
Max continuous SPL ²	128 dB
Sensitivity (1W/1m half-space) ¹	100,5 dB LF 99 dB MHF bi-amp 99 dB MF / 110 dB HF tri-amp
HF driver	1,5" driver, 3" VC, titanium dome
MF driver	4 x 6" midrange, 1,75" VC
LF driver	2 x 12" woofer, 4" VC
Nominal coverage angle	110° x 50° with pre-pan and pre-tilt, depending on a modification
Impedance	4 Ohm LF 4 Ohm MHF biamp 4 Ohm MF / 8 Ohm HF triamp
Nominal power	1200 W LF 900 W MHF biamp 800 W MF / 100 HF triamp
Recommended amplifier power	1200 - 2400 W LF 900 - 1800 W MHF biamp 800 - 1600 W MF triamp 100 - 200 W HF triamp
Connectors	Phoenix
Mounting	2 x M10 and 2 x M8 mounting points 2 x M10 safety points
Dimensions (WxHxD)	1264 x 456 x 456 mm 49,76" x 17,95" x 17,95"
Net weight	65,5 kg / 144,5 lbs
Gross weight	67 kg / 147,7 lbs
Enclosure materials	Plywood, wear-resistant paint

¹ - dB SPL, IEC 60268-5 pink noise, 1W / 1m

² - dB SPL RMS, IEC 60268-5 pink noise, measured on nominal power

SAFETY INSTRUCTIONS

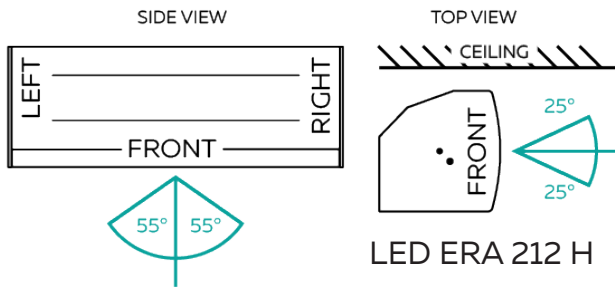
1. Do not pour liquids on speaker system - this may cause driver cone destruction and unappealing speaker appearance. Do not allow direct sunlight on speaker cone - this will reduce its resource dramatically. For fire safety do not install speaker system near open flames or heating elements.
2. Do not use speaker system with damaged speaker cable - this is an electric shock hazard and fire hazard.
3. Make sure the speaker system is firmly set up on ceiling, stage, or wall (where applicable).
4. While setting speaker system up on slope or slippery surface, make necessary arrangements to avoid its movement due to its vibration.
5. The speaker system is capable of delivering significant sound pressure levels. To avoid permanent or temporary hearing damage, prolonged exposure to sound pressure levels exceeding 90 dB should be limited.

LED ERA 212

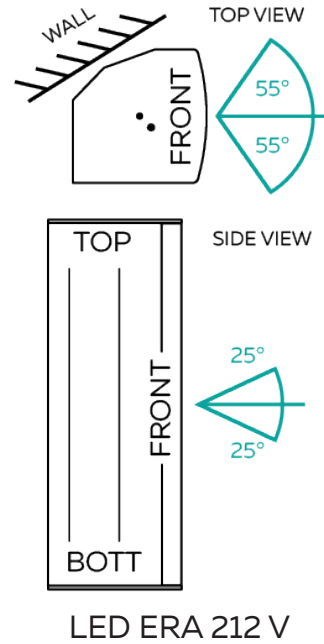


The LED ERA 212 are available in different modification of coverage, depending on horizontal or vertical usage:

HORIZONTAL SYMMETRIC

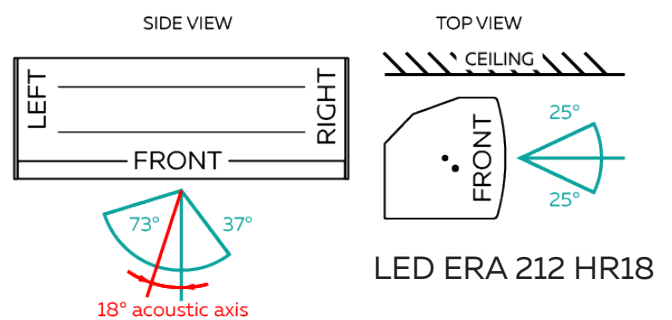
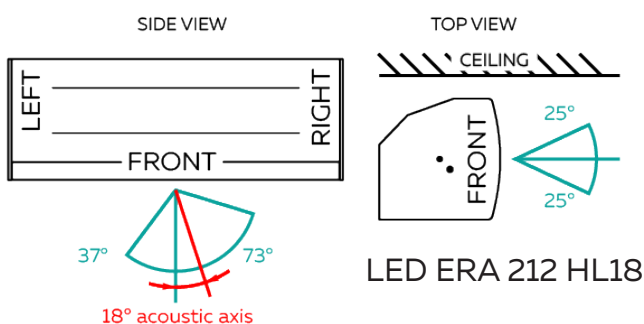
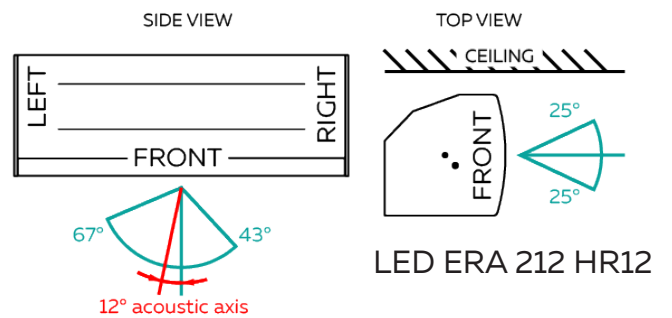
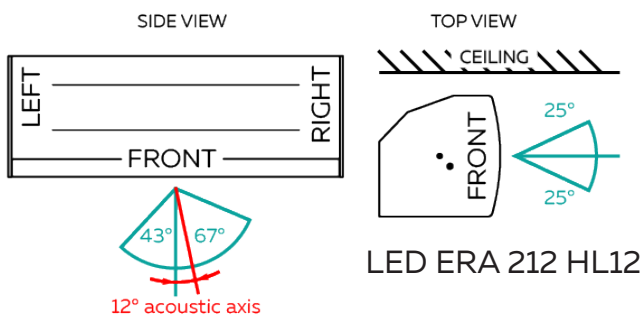
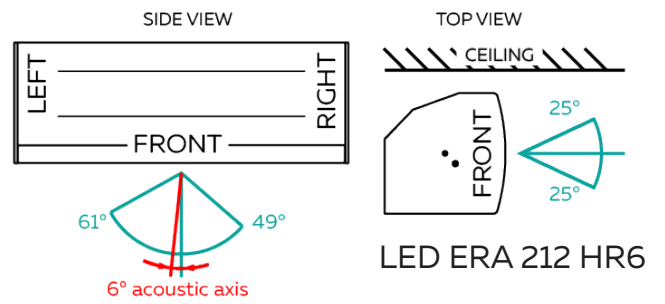
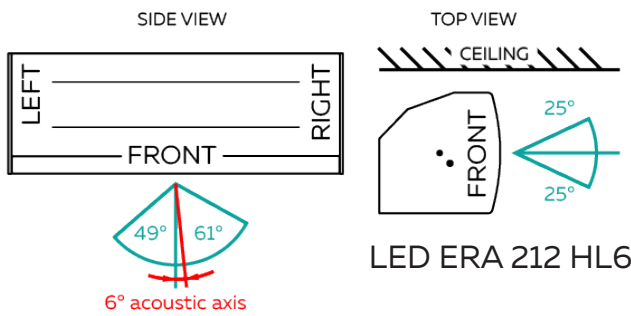


VERTICAL SYMMETRIC



LED ERA 212LR

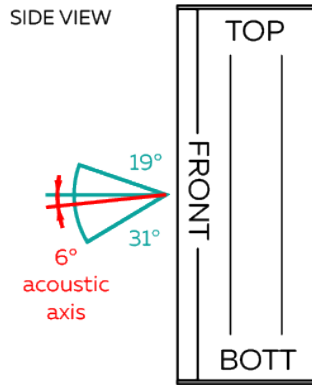
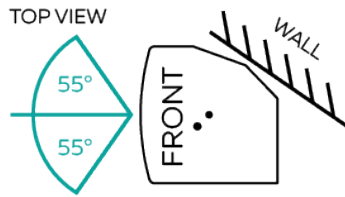
PRE-PAN MODELS (HORIZONTAL INSTALLATION)



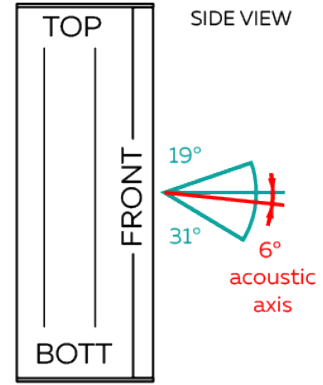
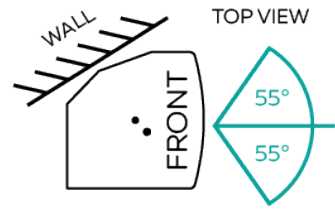
LED ERA 212LR



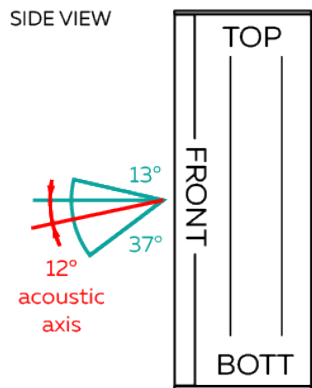
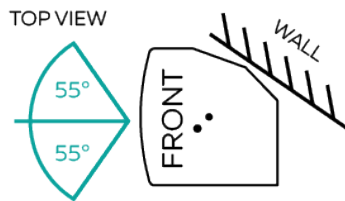
PRE-TILT MODELS (VERTICAL INSTALLATION)



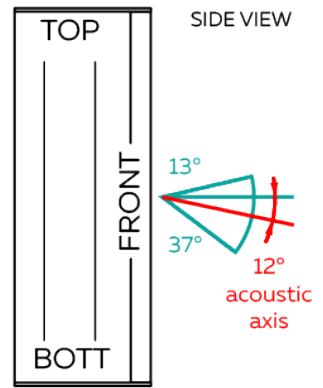
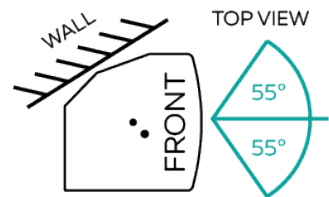
LED ERA 212 VL6



LED ERA 212 VR6



LED ERA 212 VL12



LED ERA 212 VR12